

Income Fund

CLASS INSTITUTIONAL ACCUMULATION AND INCOME SHARES

Morningstar Rating™ ★★★★★

FUND DESCRIPTION

The primary investment objective of the Fund is to seek high current income, consistent with prudent investment management. Long-term capital appreciation is a secondary objective. The Income Fund is a portfolio that is actively managed and utilizes a broad range of fixed income securities that seek to produce an attractive level of income with a secondary goal of capital appreciation.

This fund seeks to meet the needs of investors who are targeting a competitive and consistent level of income without compromising total return. The fund aims to achieve this by employing PIMCO's best income-generating ideas across global fixed income sectors with an explicit mandate on risk-factor diversification. The fund offers daily liquidity.

The Fund may use or invest in financial derivatives. The fund taps into multiple areas of the global bond market, and employs PIMCO's vast analytical capabilities and sector expertise to help temper the risks of high income investing. This approach seeks to provide consistent income over the long term.

KEY FACTS

	Accumulation	Income
Bloomberg Ticker	PIMINIA	PINCMII
ISIN	IE00B87KCF77	IE00B8JDQ960
Sedol	B87KCF7	B8JDQ96
CUSIP	G7113P361	G7112M427
Valoren	19931094	19762787
WKN	A1J7HG	A1J5ZC
Inception Date	30/11/2012	30/11/2012
Distribution	–	Monthly
Unified Management Fee	0.55% p.a.	0.55% p.a.
Fund Type	UCITS	
Portfolio Manager	Dan Ivascyn, Alfred T. Murata, Joshua Anderson	
Total Net Assets	70.4 (USD in Billions)	
Fund Base Currency	USD	
Share Class Currency	USD	

Performance (Net of Fees)

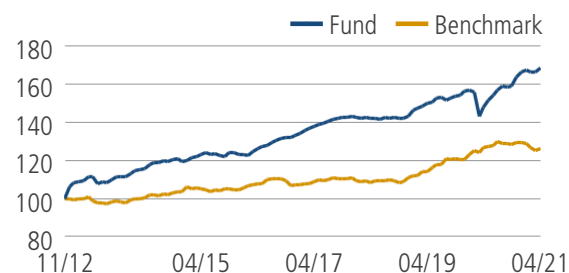


Chart shows performance from the first month-end, rebased to 100, for the Institutional Acc USD class. Past performance is not a guarantee or reliable indicator of future results. Source: PIMCO

Fund Statistics

Effective Duration (yrs)	2.33
Benchmark Duration (yrs)	6.39
Estimated Yield to Maturity (%) ¹	3.90
Annualised Distribution Yield ²	3.64
Average Credit Quality	A-

Performance (Net of Fees)	1 Mo.	3 Mos.	6 Mos.	1 Yr.	3 Yrs.	5 Yrs.	SI
Class Institutional, Acc (%) ³	1.08	0.66	5.79	13.88	5.76	5.91	6.38
Net of 5% Preliminary Charge ⁴	-4.00	-4.38	0.48	8.17	3.96	4.84	5.72
Class Institutional, Inc (%) ³	1.14	0.67	5.77	13.96	5.77	5.93	6.39
Net of 5% Preliminary Charge ⁴	-3.90	-4.37	0.51	8.27	3.99	4.85	5.74
Benchmark (%)	0.79	-1.91	-1.52	-0.27	5.19	3.19	—

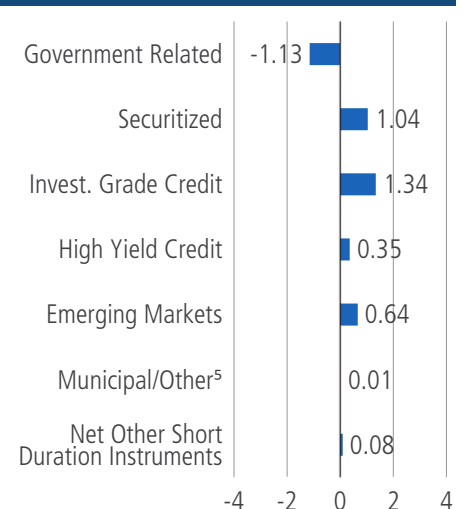
Past performance is not necessarily indicative of future performance. The benchmark is the Bloomberg Barclays U.S. Aggregate Index. All periods longer than one year are annualised. SI is the performance since inception. ³ Performance shown is on a NAV-to-NAV basis in the denominated currency, excluding the preliminary charge and on the assumption that distributions are reinvested, as applicable. ⁴ Performance shown is on a NAV-to-NAV basis in the denominated currency, taking into account the preliminary charge and on the assumption that distributions are reinvested, as applicable. A preliminary charge of up to 5% may or may not be deducted from the subscription amount depending on the distributor from whom you had purchased shares, as such this may not represent actual performance returns.

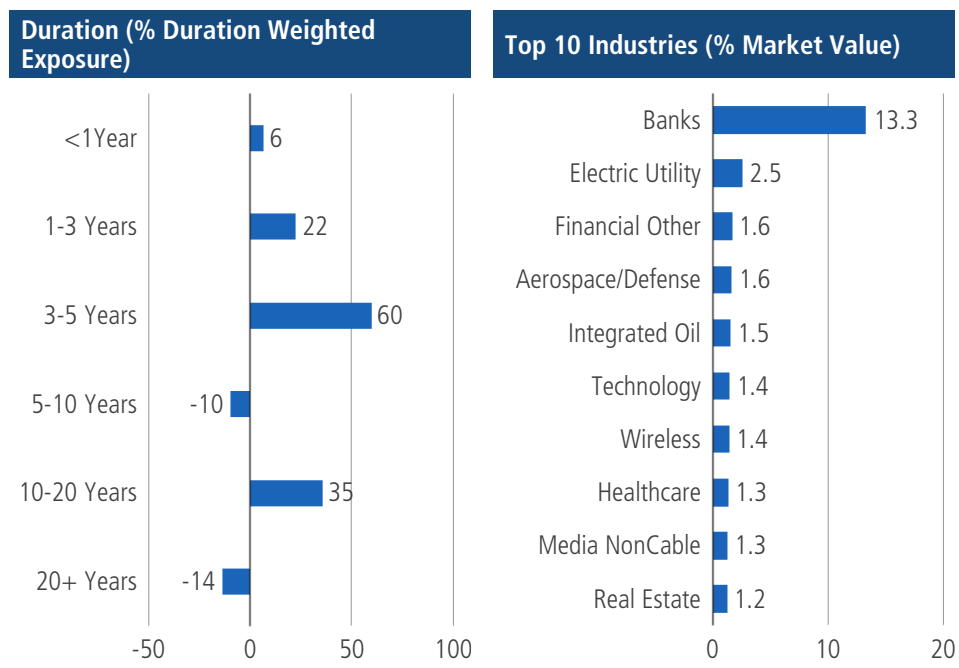
Top 10 Holdings (% Market Value)*

FNMA TBA 2.5% MAR 30YR	7.4
FNMA TBA 2.0% MAR 30YR	5.9
FNMA TBA 3.0% JAN 30YR	4.8
BNP PARIBAS ISSUANCE BV SR SEC **ABS**	2.8
FNMA TBA 2.5% FEB 30YR	2.3
FNMA TBA 3.5% JAN 30YR	2.3
FNMA TBA 3.0% FEB 30YR	2.0
U S TREASURY NOTE	1.6
U S TREASURY INFLATE PROT BD	1.5
U S TREASURY BOND	0.9

*Top 10 holdings as of 31/12/2020, excluding derivatives.

Sector Allocation (Duration in Years)





Source: PIMCO, index provider for benchmark data. Dividend is not guaranteed. Past distributions are not necessarily indicative of future trends, which may be lower. A positive distribution yield does not imply a positive return. Data does not include special cash dividends. Distribution payments of the Fund where applicable, may at the sole discretion of the Fund, be made out of either income and/ or capital of the Fund. In the case of the Fund and the Income II Shares, the Fund may at its discretion pay dividends out of capital and charge management fees to capital, thereby resulting in an increase in distributable income available for the payment of dividends by the Fund/Income II Shares and therefore, the Fund / Income II shares may effectively pay dividends out of capital. In the case of Income II Shares, the Fund may also charge other fees to capital and also take into account the yield differential arising from share class currency hedging (which constitutes a distribution from capital). This may result in an immediate reduction of the NAV per share for the Fund and the Income II Shares. Please refer to www.pimco.com.sg for more information on income statistics.

¹ Yields reported gross of fees, the deduction of which will reduce the yield. ² Annualised Distribution Yield is as of last month ending 30/04/2021. ⁵ Where permitted by the investment guidelines stated in the portfolios offering documents, "other" may include exposure to, convertibles, preferred, common stock, equity-related securities, and Yankee bonds. Negative allocations may result from derivative positions and unsettled trades and does not imply the fund is short cash, is levered, or that the derivatives are not fully cash backed. Duration is the sensitivity of a fixed income security to a change in interest rates. The longer the duration of a fixed income security, the higher its sensitivity to interest rates. Duration Weighted Exposure (DWE%) is the percentage weight of each sector's contribution to the overall duration of the fund. Morningstar ratings are shown for funds with 4 or 5 star ratings only. Other share classes ratings are either lower or unavailable. A rating is not a recommendation to buy, sell or hold a fund. Copyright © 2021 Morningstar Ltd. All Rights Reserved. The information contained herein: (1) is proprietary to Morningstar and/or its content providers; (2) may not be copied or distributed; and (3) is not warranted to be accurate, complete or timely. Neither Morningstar nor its content providers are responsible for any damages or losses arising from any use of this information. Past performance is no guarantee of future results. Investment involves risk including possible loss of the principal amount invested. Past performance is not a guarantee or a reliable indicator of future results and no guarantee is being made that similar returns will be achieved in the future. The value of shares of the Fund and the income accruing to them, if any, may fall or rise. Investment returns denominated in non-local currency may be exposed to exchange rate fluctuations. Investors should consider the investment objectives, risks, charges and expenses carefully before investing. This and other information is contained in the Fund's Singapore Prospectus which is available and can be obtained from our website www.pimco.com.sg, a Fund distributor or the Singapore Representative. Prospective investors should read the Fund's Singapore Prospectus before deciding whether to subscribe for or purchase shares in any of the Funds. Investors may wish to seek advice from a financial adviser before making a commitment to invest and in the event you choose not to seek advice, you should consider whether the investment is suitable for you. PIMCO Funds: Global Investors Series plc is an umbrella type open-ended investment company with variable capital and with segregated liability between Funds incorporated with limited liability under the laws of Ireland with registered number 276928. PIMCO Funds: Global Investors Series plc has appointed PIMCO Asia Pte Ltd as the Singapore Representative. This document is issued by PIMCO Asia Pte Ltd (8 Marina View, #30-01, Asia Square Tower 1, Singapore 018960, Registration No. 199804652K). This advertisement has not been reviewed by the Monetary Authority of Singapore. No part of this publication may be reproduced in any form, or referred to in any other publication, without express written permission. Unified management fee is a single fixed Management Fee out of which the fees of the Investment Advisers, the Administrator and Custodian shall be paid, and certain other expenses including the fees of Paying Agents (and other local representatives) in jurisdictions where the Funds are registered. PIMCO is a trademark of Allianz Asset Management of America L.P. in the United States and throughout the world. Copyright 2021, PIMCO.

ABOUT THE BENCHMARK

Bloomberg Barclays U.S. Aggregate Index represents securities that are SEC-registered, taxable, and dollar denominated. The index covers the U.S. investment grade fixed rate bond market, with index components for government and corporate securities, mortgage pass-through securities, and asset-backed securities. These major sectors are subdivided into more specific indices that are calculated and reported on a regular basis. It is not possible to invest in an unmanaged index.

Unless otherwise stated in the prospectus or in the relevant key investor information document, the Fund is not managed against a particular benchmark or index, and any reference to a particular benchmark or index in this factsheet is made solely for risk or performance comparison purposes.

MANAGER

PIMCO Global Advisors (Ireland) Limited

INVESTMENT ADVISOR

Pacific Investment Management Company LLC

ABOUT PIMCO

PIMCO is one of the world's premier fixed income investment managers. Since our founding in 1971 in Newport Beach, California, we have continued to bring innovation and expertise to our partnership with clients seeking the best investment solutions. Today our professionals work in 17 offices across the globe, united by a single purpose: creating opportunities for investors in every environment.

For questions regarding the PIMCO Funds: Global Investors Series plc, please call +65 6826 7589

Visit our website for a full menu of products and services at pimco.com.sg